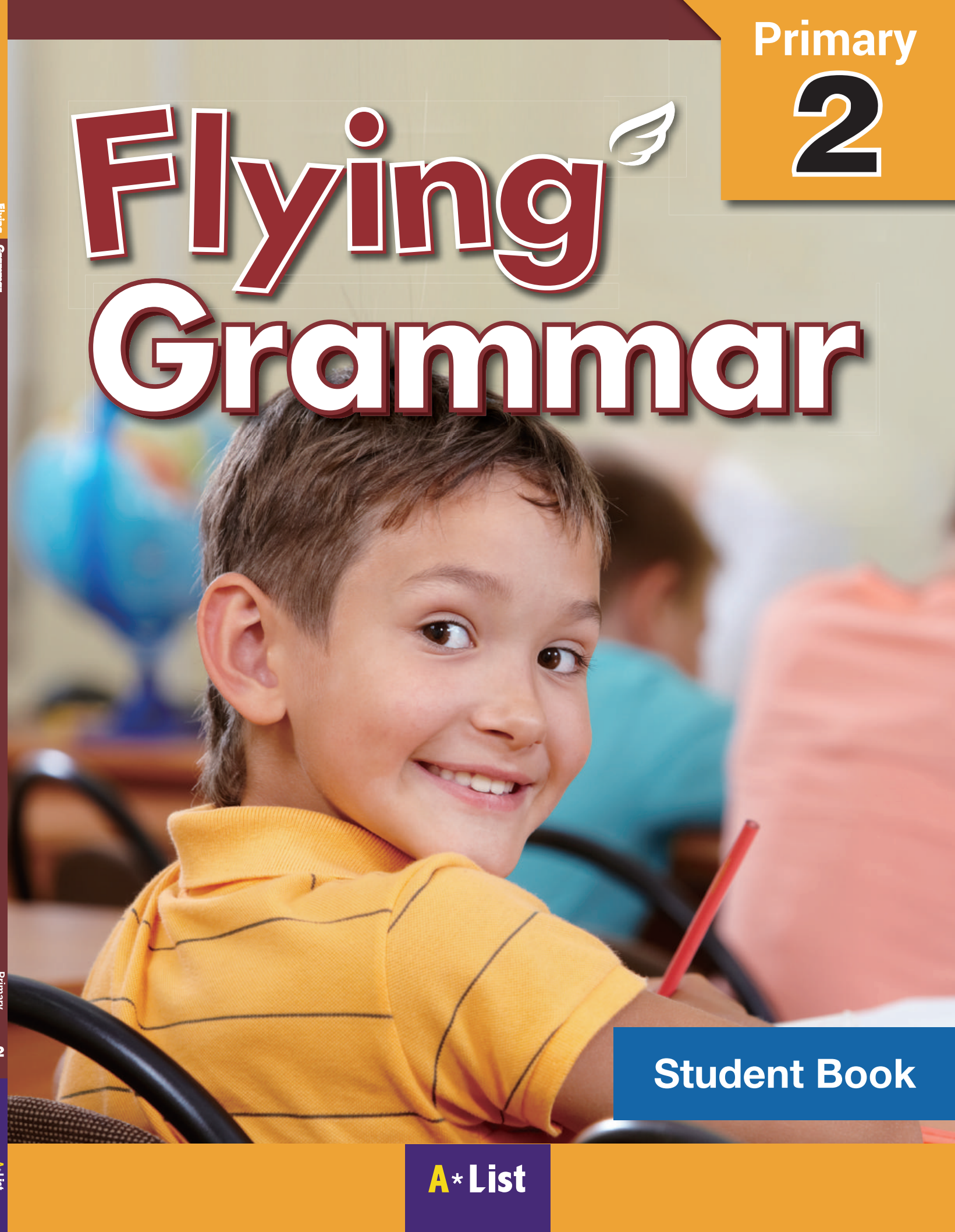


Primary

2

# Flying

# Grammar



Student Book

A\* List

# Flying<sup>🦋</sup> Grammar

Primary

2

# CONTENTS

## Chapter 1

### Be-Verbs & Present Tense

<b>Unit 1</b>	I am, I'm not / You are, You aren't	6
<b>Unit 2</b>	I have / She has	10
<b>Unit 3</b>	I like / He likes / I want / He wants	14
<b>Unit 4</b>	I run / He runs	18
<b>Review 1</b>	<i>Let's play a board game!</i>	22

## Chapter 2

### Helping Verbs

<b>Unit 5</b>	I eat / I don't eat	24
<b>Unit 6</b>	Do you ~? / Does she ~?	28
<b>Unit 7</b>	I can ~ / I can't ~	32
<b>Unit 8</b>	Can you ~?	36
<b>Review 2</b>	<i>Let's play a board game!</i>	40

## Chapter 3

### Wh-Questions & Prepositions

<b>Unit 9</b>	What is it? / What are they?	42
<b>Unit 10</b>	Who is he?	46
<b>Unit 11</b>	Where is the book?	50
<b>Unit 12</b>	When is your birthday?	54
<b>Review 3</b>	<i>Let's play a board game!</i>	58
<b>Upgrade Test</b>	Chapters 1~3	60

# How to use this book!

**Flying Grammar Primary** is an interesting, fun, and easy grammar book series designed for young English learners. This book series tries to show the learners essential grammar points, and provide various encouraging activities. With this grammar book series, the learners will definitely have the chance to improve and develop their English grammar skills and ability.

Each unit is composed of 4 pages.

## GRAMMAR TALK

Simple and clear contexts show how grammar is really used.

**1 Unit** I am, I'm not / You are, You aren't

**GRAMMAR TALK**

A Listen and say.

It is sunny and hot.  
Look at the puppies.  
They are not excited.  
No, they are just thirsty and hungry.  
Let me get something for them.

**GRAMMAR POINT**

B Learn Be-Verbs - am / is / are.

Be-Verbs		Contraction
I am -- I am hungry. I am not -- I am not hungry.	I'm I'm not	
She / He / It is -- She / He / It is thirsty. She / He / It is not -- She / He / It is not thirsty.	She / He / It's She / He / It isn't	
You / We / They are -- You are short. You / We / They are not -- You are not short.	You / We / They're You / We / They aren't	

6 Chapter 1 - Be-Verbs & Present Tense

## GRAMMAR START

Various basic exercises give learners a sense of understanding grammar.

Be-Verbs & Present Tense - Chapter 1

**GRAMMAR START**

C Look and match.

- You •  is
- He •  am
- We •  are
- She •
- I •

D Look and circle.

- He **am / is** a police officer.
- They **are / is** firefighters.
- We **are / is** nurses.
- She **is / am** a teacher.
- He **are / is** a mailman.
- I **am / are** a doctor.

7

## GRAMMAR POINT

This section introduces new grammar concepts.

The first page of each unit introduces the target grammar point with a dialog and detailed notes.

The second page of each unit provides a variety of exercises for learners to use and practice the grammar point they are learning.

## GRAMMAR PRACTICE

Exercises show the usage of grammar in the phrases or sentences to build learners' skills and confidence in English.

**GRAMMAR PRACTICE**

**Look and write.**

1. He is a student. --- He's \_\_\_ a student.
2. We are soldiers. --- \_\_\_ soldiers.
3. She is a princess. --- \_\_\_ a princess.
4. They are not flies. --- \_\_\_ flies.

**Write the correct be-verb.**

1. I \_\_\_ tall.
2. I \_\_\_ thirsty.
3. She \_\_\_ happy.
4. It \_\_\_ sad.
5. We \_\_\_ pretty.

are not  
is  
am not  
are  
isn't  
am

**GRAMMAR CHANT**

**Match and write.**

1. I am beautiful. •
2. They are not tall. •
3. It is pretty. •
4. He is not fat. •

**Listen and chant.**

**I am tall.**

1-1 / I am / I am / I am tall. / I am not tall.  
You-You / You are / You are / You are small. / You are not small.  
He-He / He is / He is / He is big. / He is not big.  
She-She / She is / She is / She is young. / She is not young.  
We-We / We are / We are / We are old. / We are not old.  
It-It / It is / It is / It is cute. / It is not cute.  
They-They / They are / They are / They are pretty. / They are not pretty.

## GRAMMAR CHANT

This section is used to wrap up the grammar point through a grammar chant. Grammar chants use simple but effective repetition to help learners speak English automatically.

The third page of each unit also provides an opportunity to understand all aspects of the grammar point.

The fourth page of each unit allows learners to integrate the target grammar point with a new method "Grammar Chant."

**Review**

**Let's play a board game!**

**Rules of Play**

1. Move the coin to start.
2. Move the number of spaces.
3. The first to reach the finish is the winner.

**START**

**Go Back 2 Spaces!**

**FINISH**

**Go Forward 2 Spaces!**

**want / wants**

He \_\_\_ a car.  
He \_\_\_ pizza.

**You are firefighters.**

**is**

It is a rose. They are roses.

**like / likes**

He \_\_\_ apples.  
They \_\_\_ apples.

**is / are**

He \_\_\_ a police officer.  
We \_\_\_ soldiers.  
We \_\_\_ soldiers.

**has / have**

She \_\_\_ a fish.  
They \_\_\_ a fish.

**is / are**

He \_\_\_ a policeman.  
They \_\_\_ a policeman.

**has / have**

They \_\_\_ a book.  
It \_\_\_ a hat.

**is / are**

We \_\_\_ a cat.  
I \_\_\_ my friends.

**is / are**

You \_\_\_ games.

## REVIEW

This section contains a variety of follow-up activities that reinforces and builds upon grammar through a dynamic and fun board game. Also, the review section helps students build their confidence along with their grammar skills. Students work in groups or by themselves.

Each chapter provides a 2-page review for students to practice the grammar points.

## UPGRADE TEST

This part is designed to check the students overall comprehension about the grammar point from each unit.

A 4-page upgrade test appears after every three chapters to offer review and synthesis of the target grammar points for the preceding chapters. Each book has two upgrade tests.

**UPGRADE TEST** Chapters 1-3

Name: \_\_\_\_\_ Date: \_\_\_\_\_ Score: / 100

**A Look, find, and write.** > 2 points

1. He \_\_\_ a doctor. I \_\_\_ a teacher.
2. She \_\_\_ happy. They \_\_\_ out.
3. They \_\_\_ tall.

are not  
is  
am not  
are  
isn't

**B Match, circle, and write.** > 3 points

1. likes / He \_\_\_ peaches.
2. read / She \_\_\_ a book.
3. has / It \_\_\_ a fish.
4. wants / They \_\_\_ a puppy.

**C Look and write the correct letter.** > 3 points

1.
2.
3.
4.

a. She doesn't drink coffee. b. Does it read a book?  
c. Do you like ice cream? d. She eats pizza.

**D Change the sentence to a question.** > 3 points

1. They can dance. --- ?
2. It can run fast. --- ?
3. He can swim well. --- ?
4. They can cook. --- ?

60 Upgrade Test 61


# 1

## Unit

# I am, I'm not / You are, You aren't

## GRAMMAR TALK

**A** Listen and say.  track 1

-  It **is** sunny and hot.
-  Look at the puppies.
-  They **are not** excited.
-  No, they **are** just thirsty and hungry.
-  Let me get something for them.



## GRAMMAR POINT

**B** Learn *Be-Verbs - am / is / are*.

Be-Verbs	
I <b>am</b> → I <b>am</b> hungry.	Contraction
I <b>am not</b> → I <b>am not</b> hungry.	
She / He / It <b>is</b> → She / He / It <b>is</b> thirsty.	
She / He / It <b>is not</b> → She / He / It <b>is not</b> thirsty.	
You / We / They <b>are</b> → You <b>are</b> short.	
You / We / They <b>are not</b> → You <b>are not</b> short.	
	I'm
	I'm not
	She / He / It's
	She / He / It isn't
	You / We / They're
	You / We / They aren't

# GRAMMAR START

## C Look and match.

1.



You ●

2.



He ●

3.



We ●

4.



She ●

5.



I ●

● is

● am

● are

## D Look and circle.

1.



He **am / is**  
a police officer.

2.



They **are / is**  
firefighters.

3.



We **are / is** nurses.

4.



She **is / am** a teacher.

5.



He **are / is** a mailman.

6.



I **am / are** a doctor.



# GRAMMAR PRACTICE

## E Look and write.

1.



He is a student. → He's a student.

2.



We are soldiers. → \_\_\_\_\_ soldiers.

3.



She is a princess. → \_\_\_\_\_ a princess.

4.



They are not lilies. → \_\_\_\_\_ lilies.

## F Write the correct *be-verb*.

1.



I \_\_\_\_\_ tall.

2.



I \_\_\_\_\_ thirsty.

3.



She \_\_\_\_\_ happy.

4.



It \_\_\_\_\_ sad.

5.



We \_\_\_\_\_ pretty.

6.



are not

is

am not

are

isn't

am

**G** Match and write.

1. I am beautiful. ●




2. They are not tall. ●




3. It is pretty. ●




4. He is not fat. ●




**GRAMMAR CHANT**

**H** Listen and chant.



**I am tall.**

I - I / I am / I am / I am tall. / I am not tall.

You - You / You are / You are / You are small. / You are not small.

He - He / He is / He is / He is big. / He is not big.

She - She / She is / She is / She is young. / She is not young.

We - We / We are / We are / We are old. / We are not old.

It - It / It is / It is / It is cute. / It is not cute.

They - They / They are / They are / They are pretty. / They are not pretty.



# Flying English

is optimized for ELT class in Elementary Schools.

It helps students speak, listen, read, write and express English with confidence in and out of class with meticulously-structured systematic learning roadmap from phonics to English conversation.

## Features

- Systematic textbooks by level for each skill
- Easy-to-learn blended learning approach
- Thoroughly self-directed brush-up vocabulary word book
- Learner-tailored reading passages in various themes
- Interesting illustrations, chants, and phonics activities
- Abundant teaching resources for teachers
- Includes tests to assess academic achievement

## Components

- Student Book
- Workbook
- Word Book
- Audio CD
- Online Learning


Online resources: [www.flyingenglish.co.kr](http://www.flyingenglish.co.kr)




Flying Phonics



Flying English



Flying Reading



Flying Grammar

