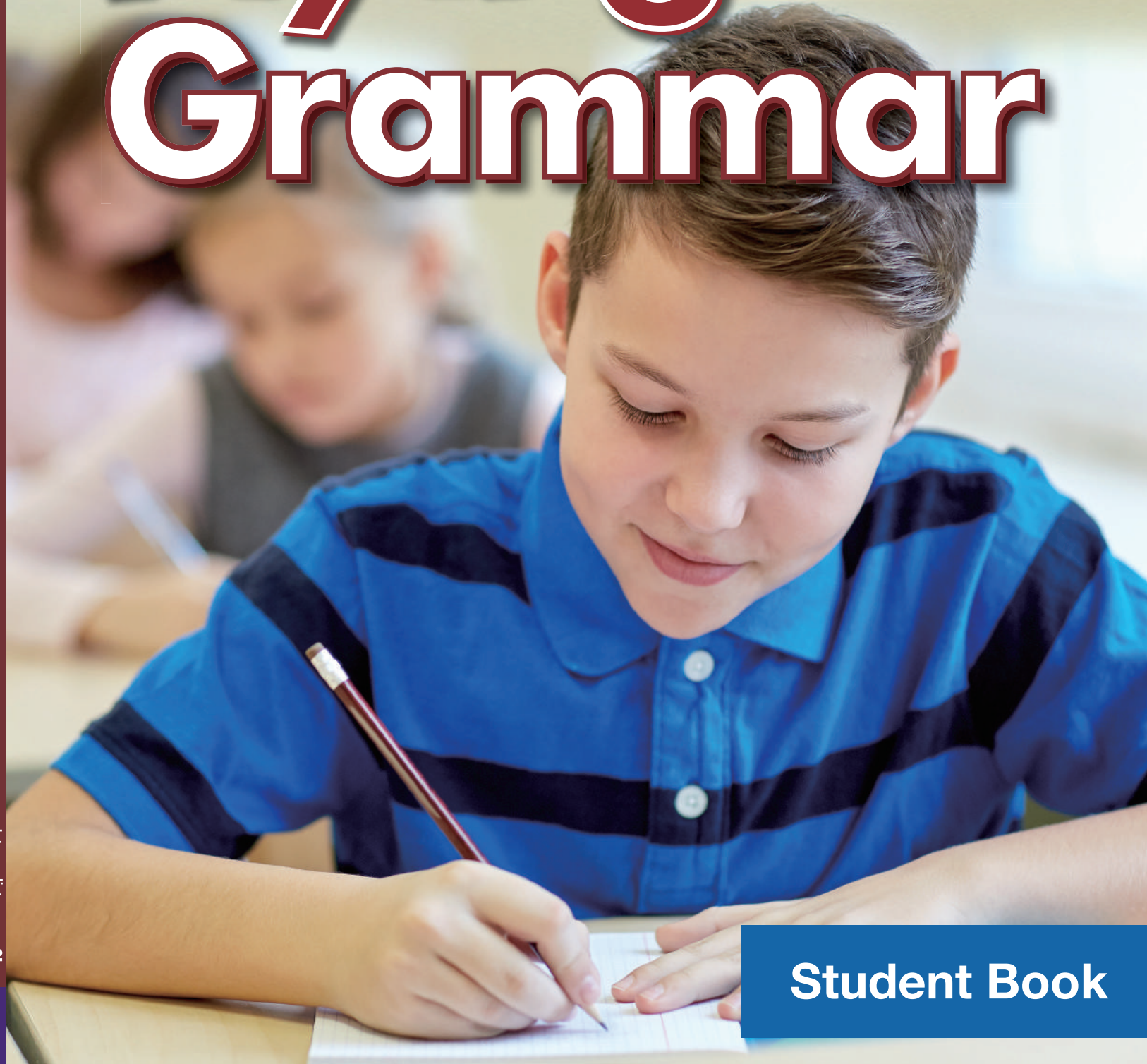


Intermediate

2

# Flying

# Grammar



Student Book

A\* List

# Flying<sup>🦋</sup> Grammar

Intermediate

2

# C o n t e n t s

Unit	Title	Grammar Point 1	Grammar Point 2	Page
<b>1</b>	<b>Adjectives 1</b>	Adjectives after linking verbs	Adjectives before nouns	6
<b>2</b>	<b>Adjectives 2</b>	Quality	Size, Age, Color, Origins	10
<b>3</b>	<b>Comparative Adjectives</b>	Short adjectives	Long & Irregular adjectives	14
<b>4</b>	<b>Superlative Adjectives</b>	Short adjectives	Long & Irregular adjectives	18

**Review 1** ..... **22**

<b>5</b>	<b>Prepositions: Place</b>	at, on, in	Others	24
<b>6</b>	<b>Prepositions: Time</b>	at, on, in	Others	28

**Review 2** ..... **32**

Unit	Title	Grammar Point 1	Grammar Point 2	Page
7	Sentence Structure	Subjects	Predicates	34
8	Yes/No Questions	Be verbs	Others	38
9	Wh-questions	what, where, why, when	who, whose, which, how	42

**Review 3** ..... **46**

**Final Test** ..... **48**

**Irregular Verbs List** ..... **52**

# Introduction

**Flying Grammar Intermediate** is a six-level grammar program that helps students enhance their speaking and writing accuracy and fluency by providing the important basic grammar points. Students acquire the core grammar skills while they write their own experiences using the grammar points in each lesson. The learners can have the concrete grammar skills and apply their grammar knowledge in their English expressions with more confidence.

## Grammar Point

This section introduces new grammar concepts with the clear definitions and tables showing grammatical forms, meanings, and usage.

**Unit 1**  
**Adjectives 1**

**Grammar Point 1**  
Adjectives after linking verbs  
Adjectives tell us something about the nouns. Adjectives come after the linking verbs to describe the subjects.

Subject	Linking verb	Adjective
Jenny	looks	happy.
The museum	is	crowded.
The flowers	are	beautiful.

How was your camp?  
It was fun!

**Grammar Practice 1**

**A. Circle the adjectives and draw the arrows to the subjects they describe.**

- Her jacket is brown.
- The questions were easy.
- The children are quiet.
- Susan looks sleepy.
- The water is hot.
- His idea is interesting.
- Willy seems friendly.
- This place is sunny.
- I am so nervous.
- My room is clean.

**B. Circle the correct words.**

- I am (hungry / sleepy). I want to eat something.
- The question is so (strong / difficult). I can't solve it.
- Michael didn't get his hair cut. It is (long / tall) now.
- Jack lost his toy. He looks (weak / sad).
- My father bought me a bicycle. It is (new / young).
- The beef soup tasted (short / delicious).

6

## Grammar Practice

Various exercises give students the opportunities to practice and get a better sense of the target grammar.

## Grammar Talk

Simple and clear conversations provide communicational expressions, using the grammar learned from Grammar Point.

**Grammar Point 2**  
Adjectives before nouns  
Adjectives usually come before the nouns to describe them.

Adjective	Noun
famous	singer.
intelligent	animal.
small	town.
pretty	girl.

Tina is a famous singer.  
The orangutan is an intelligent animal.  
He lives in a small town.  
There is a pretty girl.

Oh, it's a nice bag!

**Grammar Practice 2**

**A. Circle the adjectives and draw the arrows to the nouns they describe.**

- David is wearing a blue cap.
- I like dark chocolate.
- There is a round table.
- It is an empty glass.
- Look at the handsome boy.
- There is a beautiful lady.
- Don't ask a hard question.
- It is a wonderful day.
- He is a strong man.
- Jeff bought a new computer.

**B. Write the sentences using the adjectives.**

- boring That was a game. ➤ \_\_\_\_\_
- poor The boy had no food. ➤ \_\_\_\_\_
- quiet Let's go to a room. ➤ \_\_\_\_\_
- heavy What is in the box? ➤ \_\_\_\_\_
- safe Mike found a place. ➤ \_\_\_\_\_
- tall She is a girl. ➤ \_\_\_\_\_

7

## Grammar Extension

Various exercises help students expand the usage of grammar in the completion of dialogs or sentences to build students' grammar skills and confidence in English.

### Grammar Extension

A. Choose the correct words and complete the sentences.

messy red difficult heavy lovely sunny



1. There is a \_\_\_\_\_ apple on the books.

2. The test is \_\_\_\_\_ for the boy.

3. My aunt has a \_\_\_\_\_ child.



4. Janet carries a \_\_\_\_\_ bag.

5. The room is \_\_\_\_\_.

6. The weather is \_\_\_\_\_ today.

B. Write the complete sentences.

1. Her eyes are big and brown.

▶ She has big and brown eyes.

2. My socks are warm.

▶ I have \_\_\_\_\_.

3. The pillow feels soft.

▶ It is a \_\_\_\_\_.

4. His jacket is red.

▶ He has a \_\_\_\_\_.

5. It is an interesting story.

▶ The \_\_\_\_\_.

6. He is a brave boy.

▶ The \_\_\_\_\_.

C. Correct the underlined words and rewrite the sentences.

1. My friend, Sunny, has hair long.

▶ \_\_\_\_\_

2. His new sunglasses nice look.

▶ \_\_\_\_\_

3. Jenny washes the dishes dirty in the kitchen.

▶ \_\_\_\_\_

### Grammar in Passage

Read, choose the words, and complete the passage.



good old bright spotty fresh

Green vegetables are \_\_\_\_\_ for your health.

When you buy lettuce, look for a \_\_\_\_\_ one.

It means they are \_\_\_\_\_. Don't buy the

lettuce with \_\_\_\_\_ leaves. Leaves with black

spots means they are too \_\_\_\_\_.

### Grammar in Use

Who is your favorite movie star? Describe him or her using adjectives.

▶ \_\_\_\_\_

### Self Check

I can use the adjectives after the linking verbs to describe the subjects.

I can put the adjectives before the nouns to describe what the nouns are like.

## Grammar in Passage

A variety of topics are chosen in this section to help students understand the target grammar in the proper context.

## Grammar Check

Students can check their understanding of the target grammar by themselves to manage their goals at the end of each unit.

### Review 1 Units 1-4

A. Choose the correct words.

1. The trees in the National park are very \_\_\_\_\_.

(a) gardens (b) tall (c) grow

2. He ran up the hill. He is \_\_\_\_\_ now.

(a) short (b) player (c) tired

3. The family is having a wonderful \_\_\_\_\_ meal.

(a) young (b) Italian (c) big

4. Eddie is \_\_\_\_\_ comedian in this show.

(a) fun (b) funnier (c) the funniest

5. She looks \_\_\_\_\_ than the actress.

(a) pretty (b) prettier (c) beautiful

6. This is \_\_\_\_\_ sweater we have.

(a) the largest (b) the most large (c) biggest

7. What was \_\_\_\_\_ book you read?

(a) the interest (b) the interestingest (c) the most interesting

B. Complete the sentences with the correct adjective forms.

1. happy Jenny feels \_\_\_\_\_ than before.

2. big The red bowl is \_\_\_\_\_ than the blue one.

3. exciting What was \_\_\_\_\_ event last year?

4. thin John is \_\_\_\_\_ student in his class.

5. heavy Your bag is \_\_\_\_\_ than mine.

6. good Today is \_\_\_\_\_ day for Jim.

7. many She needs \_\_\_\_\_ books than before.

C. Choose the correct words and complete the sentences.

harder strong longest smaller blue early

1. This hat is too big for me. Do you have a \_\_\_\_\_ one?

2. It is a nice day. Look at the \_\_\_\_\_ sky!

3. I can carry this heavy box. I am \_\_\_\_\_.

4. Snowboarding is \_\_\_\_\_ than skiing.

5. We will have the \_\_\_\_\_ night of the year.

6. An \_\_\_\_\_ bird catches the worm.

D. Correct the underlined words and rewrite the sentences.

1. There is a brown large couch in the living room.

▶ \_\_\_\_\_

2. I met Fred at the French old restaurant.

▶ \_\_\_\_\_

3. My English is worse than my Korean.

▶ \_\_\_\_\_

4. She is more you.

▶ \_\_\_\_\_

5. It was the saddest.

▶ \_\_\_\_\_

6. That was the big.

▶ \_\_\_\_\_

### Final Test Units 1-9

A. Circle the correct words.

1. Sam won the lottery. He was very \_\_\_\_\_.

(a) sad (b) lucky (c) bored (d) cold

2. Steve wears the \_\_\_\_\_ jacket.

(a) tall (b) two (c) blue (d) high

3. Look at the \_\_\_\_\_ man over there.

(a) young tall (b) short green (c) tall young (d) Australian tall

4. A \_\_\_\_\_ knife is very \_\_\_\_\_.

(a) sharp, dangerous (b) cute, safe (c) sharp, safe (d) fine, dangerous

5. This year is \_\_\_\_\_ than last year.

(a) dryer (b) drier (c) dryer (d) dried

6. Liz is \_\_\_\_\_ person I know.

(a) interestingest (b) more interesting (c) the most interesting (d) the much interesting

7. She put on \_\_\_\_\_ dress she has for the party.

(a) better (b) the most (c) worse (d) the best

B. Complete the sentences with the correct adjective forms.

1. wet Summer is \_\_\_\_\_ season of the year.

2. busy Mom is \_\_\_\_\_ than Dad on Sunday.

3. beautiful Snow White is \_\_\_\_\_ girl in the story.

4. bad I got a \_\_\_\_\_ mark than Amy on the midterm test.

5. thick The rhino has \_\_\_\_\_ skin than the monkey.

6. wonderful Today is \_\_\_\_\_ day of my life.

7. high The eagle flies \_\_\_\_\_ than the sparrow.

C. Circle the correct words.

1. I met Tom (at / on) five o'clock yesterday.

2. Please don't stand (in front of / between) the screen.

3. My grandmother doesn't go out much (in / on) weekends.

4. Mr. Donald worked (during / by) twelve o'clock.

5. Harold took a walk (at / for) two hours.

6. He threw the ball (over / on) the fence.

7. I will play with my dog (after / during) the test.

8. Harry was (behind / in) London last summer.

9. She was waiting (at / over) the bus stop.

10. I found my book (between / under) the desk.

D. Choose the correct words and complete the sentences.

on behind between during at after in above before

1. The moon is shining \_\_\_\_\_ the mountain.

2. The dog is sleeping \_\_\_\_\_ the floor.

3. She lived in Singapore \_\_\_\_\_ 2001.

4. He cleaned his apartment \_\_\_\_\_ night.

5. Monica practiced Taekwondo \_\_\_\_\_ her summer vacation.

6. A girl is standing \_\_\_\_\_ her Mom and Dad

7. The wrestler got a gold medal \_\_\_\_\_ the final match.

8. The little boy was hiding \_\_\_\_\_ the door.

9. Let's take a picture \_\_\_\_\_ I leave.

## Final Test

Through these tests, students can check their understanding of the grammar that they've learned, and teachers can evaluate how much grammar knowledge they have taught.

## Grammar Point 1

### Adjectives after linking verbs

Adjectives tell us something about the nouns. Adjectives come after the linking verbs to describe the subjects.

Subject + Linking verb + Adjective

Jenny looks happy.

The museum is crowded.

The flowers are beautiful.

How was your camp?

It was fun!



## Grammar Practice 1

**A.** Circle the adjectives and draw the arrows to the subjects they describe.

1. Her jacket is **brown**.



2. The questions were easy.

3. The children are quiet.

4. Susan looks sleepy.

5. The water is hot.

6. His idea is interesting.

7. Willy seems friendly.

8. This place is sunny.

9. I am so nervous.

10. My room is clean.

**B.** Circle the correct words.

1. I am (**hungry** / sleepy). I want to eat something.

2. The question is so (**strong** / difficult). I can't solve it.

3. Michael didn't get his hair cut. It is (**long** / tall) now.

4. Jack lost his toy. He looks (**weak** / sad).

5. My father bought me a bicycle. It is (**new** / young).

6. The beef soup tasted (**short** / delicious).

## Grammar Point 2

### Adjectives before nouns

Adjectives usually come before the nouns to describe them.

#### Adjective + Noun

Tina is a famous singer.

The orangutan is an intelligent animal.

He lives in a small town.

There is a pretty girl.

This pink bag is for you!

Oh, it's a nice bag!



## Grammar Practice 2

**A.** Circle the adjectives and draw the arrows to the nouns they describe.

1. David is wearing a blue cap.

2. I like dark chocolate.

3. There is a round table.

4. It is an empty glass.

5. Look at the handsome boy.

6. There is a beautiful lady.

7. Don't ask a hard question.

8. It is a wonderful day.

9. He is a strong man.

10. Jeff bought a new computer.

**B.** Write the sentences using the adjectives.

1. boring That was a game. ➡ \_\_\_\_\_

2. poor The boy had no food. ➡ \_\_\_\_\_

3. quiet Let's go to a room. ➡ \_\_\_\_\_

4. heavy What is in the box? ➡ \_\_\_\_\_

5. safe Mike found a place. ➡ \_\_\_\_\_

6. tall She is a girl. ➡ \_\_\_\_\_



# Grammar Extension

A. Choose the correct words and complete the sentences.

messy    red    difficult    heavy    lovely    sunny



1. There is a \_\_\_\_\_ apple on the books.



2. The test is \_\_\_\_\_ for the boy.



3. My aunt has a \_\_\_\_\_ child.



4. Janet carries a \_\_\_\_\_ bag.



5. The room is \_\_\_\_\_.



6. The weather is \_\_\_\_\_ today.

B. Write the complete sentences.

1. Her eyes are big and brown.

➡ She has big and brown eyes.

2. My socks are warm.

➡ I have \_\_\_\_\_

3. The pillow feels soft.

➡ It is a \_\_\_\_\_

4. His jacket is red.

➡ He has a \_\_\_\_\_

5. It is an interesting story.

➡ The \_\_\_\_\_

6. He is a brave boy.

➡ The \_\_\_\_\_

### C. Correct the underlined words and rewrite the sentences.

1. My friend, Sunny, has hair long.

➔ \_\_\_\_\_

2. His new sunglasses nice look.

➔ \_\_\_\_\_

3. Jenny washes the dishes dirty in the kitchen.

➔ \_\_\_\_\_

## Grammar in Passage

● Read, choose the words, and complete the passage.



good    old    bright    spotty    fresh

Green vegetables are \_\_\_\_\_ for your health.

When you buy lettuce, look for a \_\_\_\_\_ one.

It means they are \_\_\_\_\_. Don't buy the

lettuce with \_\_\_\_\_ leaves. Leaves with black

spots means they are too \_\_\_\_\_.

## Grammar in Use

● Who is your favorite movie star? Describe him or her using adjectives.

➔ \_\_\_\_\_

### Self Check

- I can use the adjectives after the linking verbs to describe the subjects.
- I can put the adjectives before the nouns to describe what the nouns are like.

# Flying English

is optimized for ELT class in Elementary Schools.

It helps students speak, listen, read, write and express English with confidence in and out of class with meticulously-structured systematic learning roadmap from phonics to English conversation.

## Features

- Systematic textbooks by level for each skill
- Easy-to-learn blended learning approach
- Thoroughly self-directed brush-up vocabulary word book
- Learner-tailored reading passages in various themes
- Interesting illustrations, chants, and phonics activities
- Abundant teaching resources for teachers
- Includes tests to assess academic achievement

## Components

- Student Book
- Workbook
- Word Book
- Audio CD
- Online Learning


Online resources: [www.flyingenglish.co.kr](http://www.flyingenglish.co.kr)




Flying Phonics



Flying English



Flying Reading



Flying Grammar

