

High  
Intermediate

5

Flying<sup>🦋</sup>

English



Student Book

A\* List

# Flying<sup>W</sup> English

High Intermediate

5

# CONTENTS

Unit 1	She's the Girl in the White Shirt.	6
Unit 2	I Want a Dog with Black Spots.	12
Unit 3	I Mop the Floor Once a Week.	18
Unit 4	What Do You Want to Be in the Future?	24
Unit 5	We Need Some Potatoes.	30
Unit 6	How Can I Get to the Bank?	36
	Dictation Note	43



## Situation Focus

101 Check the correct pair to complete the dialog. Then, listen and read the dialog.

1 Oh, there's Peter's new friend, Sylvia.

Who? Sylvia? Where?

Nancy Kelly

2 Over there near the stairs.

Well, I can't see her.

3 She's the one in the white shirt.

4 Oh, her! I don't like her. She's not very friendly.

Pair A

Nancy: Oh, she's very pretty.

Kelly: Yeah. And she's friendly.

Pair B

Nancy: Look carefully. Now, she's on the stairs.

Kelly: Um... I can see some girls. Which one is Sylvia?

## Structure Focus

Which girl is Sylvia? Write the answer in a full sentence and say it out loud.



**Personalities:** friendly, honest, lazy, patient, rude, shy

**Descriptions of People:** in the green boots, in the pink dress, in the white shirt, with the blue glasses, with the purple bag, with the red scarf

# Core Speaking

02 Jim and Kate are talking about their new neighbors. Listen and repeat the dialog.





Jim: Oh, look! There's Mark. He's our new neighbor.

Kate: Oh, really? What's he like?

Jim: Well, he's **honest**. / Well, he's not **honest**.

A 03 Look at the pictures below. Listen and repeat the words in red.

B Practice the dialog with a partner using the words.




C Make your own sentences using the words above.

## Word Link

Unscramble the letters and find out the secret word. Then, answer the question with it and say the dialog out loud.

1. nehtos       zayl     ..... Secret Word

2.  Q: What is the boy like? A:

# Challenge

19 04 John is talking about his friends at a party. Listen and repeat the dialogs.



John: Ellen, let me introduce you to Mike.  
Ellen: Oh, okay. Which boy is Mike?  
John: He's the boy in the white shirt. Do you see him?

John: Ellen, let me introduce you to Cindy.  
Ellen: Oh, okay. Which girl is Cindy?  
John: She's the girl in the white shirt. Do you see her?

A 19 05 Look at the picture below. Listen and repeat the words in red.

B Practice the dialogs with a partner using the words.



- 1 Cathy, in the pink dress      2 Paul, in the white shirt      3 Sally, with the purple bag  
4 Martin, with the red scarf      5 Laura, in the green boots      6 Beth, with the blue glasses

C Make your own sentences using the words above.

## Focus In

19 06 Listen to the dialog and answer the questions.

1. Which boy is Dan? \_\_\_\_\_  
2. What is Dan like? \_\_\_\_\_

# Real Situation

Who Is It?

## Solo Work


- Look at the pictures and choose three of the six people. Write the numbers of the pictures in the circles. Then, fill out the profile for each person you chose based on the picture.

### PROFILE

Name:  
Personality:  
Description:

Name:  
Personality:  
Description:

Name:  
Personality:  
Description:



**Personalities** honest friendly lazy  
patient shy rude

**Descriptions** in the white shirt with the red scarf with the purple bag  
in the green boots in the pink dress with the blue glasses

## Pair Work

- Get information about the people your partner chose. Then, find out who they are. Take turns asking and answering questions and fill in the chart.

### Partner's Choice

	The person's personality is ...	The person is the one ...	The person is ...
1			
2			
3			

Sample 07

A: Guess who I chose!  
B: Okay. What's that person like?  
A: He's rude.  
B: Um... Can you give me a hint?  
A: Sure. He's the one **with the blue glasses**.  
B: Oh, then it's Rick, right?  
A: Yeah, that's right! / Sorry, try again!

## Pronunciation Helper: th/s

08 Listen and repeat.

tenth	mouth
tense	mouse

09 Now, listen to the three words. Check the box for the word that ends with a different sound.

1.

2.

3.

# Connect

Check the personality traits that describe you.

friendly


shy

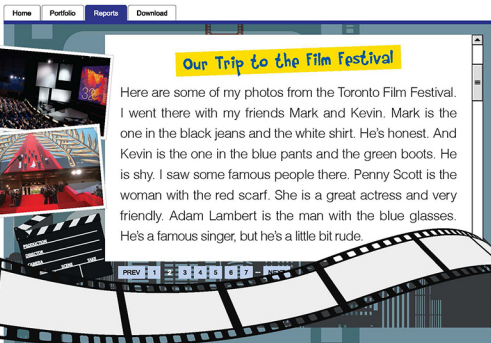
lazy

patient

honest

rude

**A**  Listen and read the blog.



Home Portfolio Reports Download

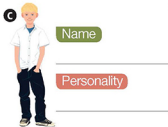
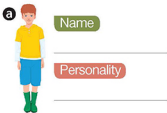
## Our Trip to the Film Festival

Here are some of my photos from the Toronto Film Festival. I went there with my friends Mark and Kevin. Mark is the one in the black jeans and the white shirt. He's honest. And Kevin is the one in the blue pants and the green boots. He is shy. I saw some famous people there. Penny Scott is the woman with the red scarf. She is a great actress and very friendly. Adam Lambert is the man with the blue glasses. He's a famous singer, but he's a little bit rude.

## Presentation Time

Think of someone in the class. Talk about what he or she is wearing. And say something about his or her personality.

**B** Write the correct names of the people and their personalities.





# Integrate Student A See page 56 for Student B.

Work in pairs. One of you is Student A, and the other is Student B. Look at the pictures below. Who is each person? What is he or she like? Exchange information and complete the chart.

## Information Exchange



Name	Appearance	Personality
Mike	in the white shirt, in the green boots	patient
Jenny		
Emily		
Sean	in the blue shirt, with the green glasses	shy

## Get Smart

## Psychology

### Language of Color

Every color means something. So, when you wear certain colors, people get ideas about you. Blue is a calm, cool color. If you wear blue, people think you are a calm person. Also, red is very strong. Wearing red means you have strong feelings like love or anger. Pink is a fun color. Wearing pink shows you are a friendly, fun person. If you know the meaning of colors, you can choose the right clothes and send the message you want. It might be fun.

- Which color of clothes do you want to wear?

- What will people think about you if you wear that color?



# Flying English

is optimized for after-school English class in Elementary Schools. It helps students speak, listen, read, write and express English with confidence in and out of class with meticulously-structured systematic learning roadmap from phonics to English conversation.

## Features

- Systematic textbooks by level for each skill
- Easy-to-learn blended learning approach
- Thoroughly self-directed brush-up vocabulary word book
- Learner-tailored reading passages in various themes
- Interesting illustrations, chants, and phonics activities
- Abundant teaching resources for teachers
- Includes tests to assess academic achievement

## Components

- Student Book
- Workbook
- Word Book
- Audio CD
- Online Learning

Online resources: [www.flyingenglish.co.kr](http://www.flyingenglish.co.kr)

