

Advanced

3

Flying^W English



Student Book

A*List

Flying[🦋] English

Advanced

3

Contents

Unit 1	
She's Rather Slim.	7
Unit 2	
I Like Biology Better than Ethics.	13
Unit 3	
That Might Be True, but They Develop Software.	19
Unit 4	
Make Sure You Pack an Umbrella.	25
Unit 5	
I'm Pretty Sure That the Bus Stop Is near the Cathedral.	31
Unit 6	
Would You Like Me to Sew Up the Rip for You?	37
Dig Deeper	45
Step Up	47

1

She's Rather Slim.

Brainstorming

1 Are you good at memorizing faces?

2 How would you describe your best friend's appearance?

- tall round face thin blond hair
 brown eyes long legs other: _____

A Look at the picture and describe it in detail.



B  Listen and read the dialog.

Chloe: Reed! Check this newspaper out! You'll never guess what I just found.

Reed: What, Chloe? You mean the picture of the dance contest?

Chloe: Yeah, but look carefully who's in the picture.

Reed: Um..., I don't see anyone I know.

Chloe: Come on! Can't you find Christine in your class?

Reed: Where? I don't see her.

Chloe: Right there in the back! Check out the girl who has dimples and wavy hair.

Reed: Come on, lots of people are there.

Chloe: Take a closer look. That girl is rather slim, just like Christine.

Reed: Yes, but that picture is too small. It could be almost anybody.

Chloe: It sure looks like her. You should ask her about it tomorrow.

Reed: Alright. But I'm telling you, that's not her!

C Check the sentences True(T), False(F), or Not Mentioned(NM).


- Chloe and Reed read a newspaper every morning. T F NM
- Christine has straight hair. T F NM
- Chloe thinks Christine is slim. T F NM

Speaking Focus

Visual Vocabulary



Listen and repeat the words. Then, write the numbers next to the correct words.



braces bangs thick eyebrows
freckles a mustache wavy hair dimples

Pattern Focus



Listen to the sample. Then, make sentences using the information above.

"She's the girl who has dimples."

Dialog



Jenny is talking about the person she met at the water park. Listen and repeat the dialog.

- Jenny:** Hey, you know who I met at the water park? **a** Holly!
- John:** Hmm, Holly.... She's the girl who has **b** bangs and **b** freckles, right?
- Jenny:** No, that's **a** Susan. Holly is the girl who has **b** dimples and **b** wavy hair.
- John:** Oh, I know her. We were in the same class last year. She's nice.

Role-Playing


Practice the dialog with a partner using the words below.

a Mark
a Annie
Holly
Susan
Sean
Richard

b bangs
b thick eyebrows
wavy hair
a mustache
freckles
braces
dimples

Visual Vocabulary

Listen and repeat the words. Circle the correct words in the scrambled letters.



1. **at**skinny**lim**
skimuscular**by**

2. musc**slim**bb**y**
plachubb**ing**

3. **apl**ain**look**ing**ve**
sl**at**t**r**act**ive**im

4. **pl**achubb**ing**
musc**slim**bb**y**

5. **apl**ain**look**ing**ve**
sl**at**t**r**act**ive**im

6. **apl**ain**look**ing**ve**
sl**at**t**r**act**ive**im

Speaking with Purpose

Talking about the degree of a quality

- When you want to say that a certain quality is weak, you can use the functional expressions in red.

She's kind of slim.

She's sort of slim.

- When you want to say that a certain quality is strong, you can use the functional expressions in red.

She's rather slim.

She's quite slim.

Functional Expression

Listen to the sample. Then, talk about the degree of qualities using the information above.

"She's rather slim."

Dialog



Sean and Joanne are talking about a new student. Listen and repeat the dialog.

Sean: Today we got a new student from New York named **a** Julie.

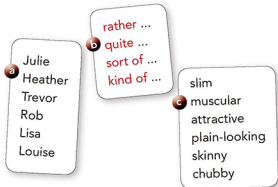
Joanne: Oh, really? What's she like?

Sean: She looks smart, and she's **b** rather **c** slim.

Joanne: Can you introduce her to me? I'd like to meet her.

Role-Playing

Practice the dialog with a partner using the words below.



a Julie
Heather
Trevor
Rob
Lisa
Louise

b rather ...
c quite ...
sort of ...
kind of ...

c slim
muscular
attractive
plain-looking
skinny
chubby

Get

Real

Photo Tagging

With a Partner

Listen to the dialog and practice with a partner. Then, use different information to practice it again.

- A:** I'll show you my best friend, Jamie. Here's the picture.
- B:** There are several people in this picture. Which person is Jamie?
- A:** She's the girl who has a round face and freckles.
- B:** Oh, I found her. She's here.

- A:** Uh-uh. That's not her. Jamie has wavy hair.
- B:** Okay. Jamie is the girl who has a round face, freckles, and wavy hair.
- A:** And she's quite skinny. Can you find her now?
- B:** I think I can. Here she is. I'm pretty sure that's her.

On Your Own

Listen to people talking about someone they know. Take notes in the boxes.



Appearance

1 Terry

2 Pat

3 Tyler

With a Partner


Talk about what Terry, Pat, and Tyler look like. Then, write the correct letters of the people next to their names.

Terry: _____


Pat: _____

Tyler: _____

Knowledge Link

- A**  Read the passage. Fill in the blanks with the given words. Then, listen and check your answers.

Reading Faces



These days, computers can “read” people’s faces. They do this by using facial recognition software. Everyone has a unique face, so the software analyzes different facial features. For example, it measures how big a person’s eyes, nose, and mouth are. It also knows if a person has _____ or thin ones. In addition, it records the marks on a person’s face, like dimples or _____. Facial recognition software can even recognize someone who grew a _____ recently.

This technology can identify people in images and videos. It’s quite useful for many security purposes. Police use it to find missing people or criminals in a crowd. Automated teller machines (ATMs) use facial recognition to prevent people from using stolen cards. Also, many airports use it to catch terrorists with fake passports.

● mustache

● curly

● chubby

● freckles

● thick eyebrows

- B** Read the passage again. Then, complete the sentences with information from the passage.

1. Facial recognition software can identify a person by analyzing different _____.
2. Police use this software to find _____ or criminals.

What's Your Opinion?

Give Your Opinion and Reasons

Think about the following question. Check your answer and give two reasons.

Should your school use facial recognition software?

yes

no

Engage

Listening

Listen to the dialog and fill in the information about the two actors. Then, check which actor the speakers choose.



Matt

short hair	hair	_____ hair
quite _____	body	_____ slim
_____	face	freckles

Lucas



Speaking **Dialog Making**

Work with a partner. One of you is Student A, and the other is Student B. Look at the pictures and have dialogs based on the instructions.

1.



A
Greet B. Ask if he or she knows Anne.

B
Tell A you might know her. Check something about Anne's appearance.

Answer the question.

Check something else about Anne.

Answer the question. Ask B if you can invite Anne to B's party.

2.

B
Greet A. Ask if he or she knows who Bobby is.

A
Tell B you might know him. Check something about Bobby's appearance.

Answer the question.

Check something else about Bobby.

Answer the question. Ask A to give Bobby his library card he left at the cafeteria.



Flying English

is optimized for after-school English class in Elementary Schools. It helps students speak, listen, read, write and express English with confidence in and out of class with meticulously-structured systematic learning roadmap from phonics to English conversation.

Features

- Systematic textbooks by level for each skill
- Easy-to-learn blended learning approach
- Thoroughly self-directed brush-up vocabulary word book
- Learner-tailored reading passages in various themes
- Interesting illustrations, chants, and phonics activities
- Abundant teaching resources for teachers
- Includes tests to assess academic achievement

Components

- Student Book
- Workbook
- Word Book
- Audio CD
- Online Learning

Online resources: www.flyingenglish.co.kr

